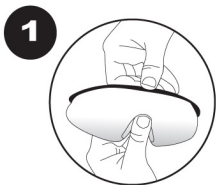
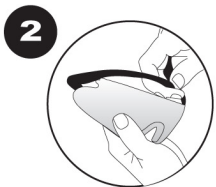


## To Remove the Lenses:



Grasp the top & center of the frame with one hand and center of the lens with the other hand.

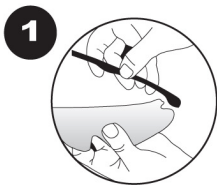


Pull the lens down while lifting the frame up and out.

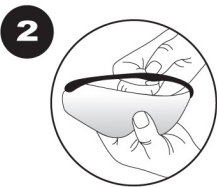


Lens should release from the center of the frame. Pull the 2 edges of the lens out from the frame.

## To Insert the Lenses:



Insert the 2 tabs at the end of the lens into the outer edges of the frame. They should fit securely into the frame. Bend slightly to ensure the lenses fit securely into the frame.



Push the center of the lens up into frame until you here a click and lens is securely in place.